



Constant Contact Survey Results

Survey Name: 2015 Neighborhood Survey

Response Status: Partial & Completed

Filter: None

12/1/2015 8:38 PM PST

If you skip questions you cannot go back to them. What do you like about River West neighborhood?

93 Response(s)

What are your top neighborhood issues or concerns?

116 Response(s)

Do you own or rent in River West neighborhood?

Answer	0%	100%	Number of Response(s)	Response Ratio
I own property within the neighborhood			117	81.2 %
I rent my home in the neighborhood. I'm a tenant.			7	4.8 %
I own a business in the neighborhood			1	<1 %
Other			3	2.0 %
No Response(s)			16	11.1 %
Totals			144	100%

***Why did you choose to purchase a house in River West?**

Answer	0%	100%	Number of Response(s)	Response Ratio
As a primary residence			110	76.3 %
As a source of income from long term rental			2	1.3 %
As a source of income from vacation rental			1	<1 %
As an investment to sell as a profit within less than 5 years			0	0.0 %
Plan to move to Bend in the future and live in the house.			1	<1 %
Other			1	<1 %
No Response(s)			29	20.1 %
Totals			144	100%

How long have you lived or owned within the River West Neighborhood?

Answer	0%	100%	Number of Response(s)	Response Ratio
Less than 1 year			7	4.8 %
1 to 5 years			34	23.6 %
more than 5 years			39	27.0 %
more than 20 years			34	23.6 %
Other			7	4.8 %
No Response(s)			23	15.9 %
Totals			144	100%

***Where is your primary residence?**

Answer	0%	100%	Number of Response(s)	Response Ratio
Within the River West Neighborhood			117	81.2 %
In Bend, but not in River West			3	2.0 %
Live in Oregon, but not in Bend			3	2.0 %
Live in another state			0	0.0 %
Other			1	<1 %
No Response(s)			20	13.8 %
Totals			144	100%

Score how each neighborhood issue has affected livability in the River West neighborhood based on your personal experience.

1 = 1 - least impact, 2 = 2, 3 = 3, 4 = 4, 5 = 5 - Most impact

Answer	1	2	3	4	5	Number of Response(s)	Rating Score*
Traffic volume and speed.						119	3.9
Noise.						119	2.8
Vacation rentals in the neighborhood.						118	2.9
Increased density as more people live in the neighborhood.						119	2.7
Increased visitors to the neighborhood.						119	2.8
Shortage of street parking.						117	2.8
Loss of affordable housing in the neighborhood.						117	2.9

*The Rating Score is the weighted average calculated by dividing the sum of all weighted ratings by the number of total responses.






Are you aware of the city's Central Westside Plan?

Answer	0%	100%	Number of Response(s)	Response Ratio
Yes, I'm pretty familiar with it.			51	35.4 %
I've heard of it but don't know much about it.			55	38.1 %
No.			16	11.1 %
No Response(s)			22	15.2 %
Totals			144	100%

Bend city council appointed a citizen committee to work on land-use and transportation plans for the central westside. [Click here](#) to see the land-use changes favored by the committee. To see more information & upcoming meetings on the plan [click here](#). What do you think of the plan?

74 Response(s)

There are many planned changes in, or affecting, our neighborhood. Which of these projects are of interest to you? This will help direct our communication efforts.

Answer	0%	100%	Number of Response(s)	Response Ratio
OSU-Cascades			97	83.6 %
Central Westside Plan			81	69.8 %
Galveston Corridor Project			85	73.2 %
Urban Growth Boundary (UGB) expansion			53	45.6 %
Other			9	7.7 %
Totals			116	100%

Please use this space to write additional comments.

43 Response(s)

Would you like to leave your name?

Answers	Number of Response(s)
First Name	32
Last Name	32
Home Phone	18
Email Address	31

TextBlock:

This survey was prepared by the River West Neighborhood Association board members. The City does not exercise any editorial control.